



District Report Card: 2017


State: Nagaland	District: Wokha
Class: 5	Subject: Language
Schools: 22	Students: 197


Participation/Coverage


Students

<div>GENDER</div> <div></div>	Boys				Girls			
	Number		%		Number		%	
	93		47.21		104		52.79	

<div>AREA</div> <div></div>	Rural				Urban			
	Number		%		Number		%	
	154		78.17		43		21.83	

<div>CATEGORY</div> <div></div>	SC		ST		OBC		GEN	
	Number	%	Number	%	Number	%	Number	%
	0	0.00	193	97.97	3	1.52	1	0.51

<div>CWSN</div> <div></div>	LD	VI	HI	S&LD	ID	Oth
	1	1	1	0	0	0

<div>Management</div> <div></div>	Government			Government-aided		
	Number		%	Number		%
	197		100.00	0		0.00

Average Performance of Students in Language (%)

Overall	Gender		Area		Management		Social Group			
	Male	Female	Rural	Urban	Govt.	Aided	SC	ST	OBC	GEN
68.29	66.81	69.62	67.32	71.78	68.29	0.00	0.00	68.15	75.56	73.33

Performance on Learning Outcomes (LOs)

Learning Outcomes	Description	Average Performance(%)
L504	Reads and comprehends independently storybooks, news items/ headlines, advertisements etc.	66.70
L508	Reads text with comprehension, locates details and sequence of events	69.09

Range of Performance of Students who Answered Correctly							
Below 30%		30% - 50%		50% - 75%		Above 75%	
Number	%	Number	%	Number	%	Number	%
6	3.05	27	13.71	89	45.18	75	38.07

Lowest Performing Learning Outcomes (LOs)

- 1 - Reads and comprehends independently storybooks, news items/ headlines, advertisements etc. (66.70)
- 2 - Reads text with comprehension, locates details and sequence of events (69.09)